



## गेल (इंडिया) लिमिटेड

(भारत सरकार का उपक्रम - महारत्न कंपनी)

## GAIL (India) Limited

(A Government of India Undertaking - A Maharatna Company)

गेल भवन,  
16 भीकाएजी कामा प्लेस  
नई दिल्ली-110066, भारत  
GAIL BHAWAN,  
16 BHIKAJIJI CAMA PLACE  
NEW DELHI-110066, INDIA  
फोन/PHONE: +91 11 26182955  
फैक्स/FAX: +91 11 26185941  
ई-मेल/E-mail: info@gail.co.in

एनडी/गेल/सेक्ट./2021

16.04.2021

|   |   |
|---|---|
| 1. लिस्टिंग अनुपालन<br>नेशनल स्टॉक एक्सचेंज ऑफ इंडिया लिमिटेड<br>एक्सचेंज प्लाज़ा, 5वीं मंजिल,<br>प्लॉट सं. सी/1, जी ब्लॉक,<br>बांद्रा-कुर्ला कॉम्प्लेक्स, बांद्रा (पूर्व)<br>मुम्बई - 400051<br><br>चिह्न: गेल | 2. लिस्टिंग अनुपालन<br>बीएसई लिमिटेड<br>मंजिल 1, फिरोज़ जीजीभाय टॉवर्स,<br>दलाल स्ट्रीट,<br>मुम्बई - 400001<br><br>स्क्रिप कोड : 532155 |
|---|---|

प्रिय महोदय,

**विषय: शेयरहोल्डिंग पैटर्न - सेबी (लिस्टिंग बाध्यताएं एवं प्रकटन अपेक्षाएं) विनियमन, 2015 का विनियम 31(1)(ख)**

कृपया दिनांक 31 मार्च, 2021 को समाप्त तिमाही हेतु निर्धारित प्रपत्र में गेल (इंडिया) लिमिटेड के इक्विटी शेयरों का शेयरहोल्डिंग पैटर्न संलग्न है।

यह सेबी (लिस्टिंग बाध्यताएं एवं प्रकटन अपेक्षाएं) विनियमन, 2015 के अनुपालन में है।

उपर्युक्त आपके सूचनार्थ एवं रिकॉर्ड हेतु है।

धन्यवाद,

भवदीय,

नि. आति क. क. 20.  
(ए.के. झा)

कंपनी सचिव

संलग्नक - उपरोक्तानुसार

प्रति :

इयूश बैंक ए जी, फिलिआले मुंबई  
टीएसएस एण्ड ग्लोबल इक्विटी सर्विसेस,  
द कैपिटल, 14वीं मंजिल,  
सी-70, जी ब्लॉक, बांद्रा कुर्ला कॉम्प्लेक्स  
मुम्बई-400051

ध्यानाकर्षण: सुश्री अपर्णा सालुंके

प्रति:

1. ड्यूश बैंक ए जी, फिलीआले मुंबई  
टीएसएस एंड ग्लोबल इक्विटी सर्विसेस  
द कैपिटल, 14वीं मंज़िल,  
सी-70, जी ब्लॉक, बांद्रा कुर्ला कॉम्प्लेक्स  
मुंबई-400051
2. लंदन स्टॉक एक्सचेंज  
रेगुलेटरी न्यूज़ सर्विस डिपार्टमेंट (आरएनएस)  
10, पेटरनोस्टार स्क्वेयर,  
लंदन EC4M 7LS

ध्यानाकर्षण : सुश्री अपर्णा सालुंके

**एवीस न.-109943**

Table(I)- Summary Statement holding of specified securities

Name of the Company : GAIL (INDIA) LTD.

Scrp Code, Name of the scrip, class of security: BSE-532155, NSE-GAIL-EQ

/EQUITY

As On : 31-Mar-2021

| Category Code | Category and name of Shareholders | Number of shareholders | No. of fully paid up equity Shares | No. of Partly paid-up equity shares held | No. of shares underlying Depository Receipts | Total no. of Shares<br>(VII)=IV+V+VI | Shareholding as a % of total no. of shares<br>(calculated as per SCRR, 1957)<br>As a % of (A+B+C2)<br>(VIII) | Number of Voting Rights held in each class of securities (IX) |                   |                | No. of Shares Underlying Outstanding convertible securities (including Warrants)<br>(X) | Shareholding as a % assuming full conversion of convertible securities (as a percentage of diluted share capital) | No of Locked in shares  |          | Number of Shares pledged or otherwise encumbered |                   | No. of Shares held in Dematerialised form<br>(XIV) |                          |
|---------------|-----------------------------------|------------------------|------------------------------------|--|--|--------------------------------------|--|---|-------------------|----------------|---|---|-------------------------|----------|--|-------------------|--|--------------------------|
|               |                                   |                        |                                    |  |  |                                      |  | No of voting Rights   |                   |                |   |   | Total as a % of (A+B+C) | No (a)   | As a % of Total shr held                         | No (a)            |  | As a % of Total shr held |
|               |                                   |                        |                                    |  |  |                                      |  | Class eg: X   | Class Y           | Class Z        |   |   |                         |          |  |                   |  |                          |
| (A)           | Promoter & Promoter Group **      | 1                      | 2284590082                         |  |  | 2284590082                           | 51.8182  | 2284590082  | 2284590082        | 51.4503        | (XI)  | 0   | .0000                   | 0        | 0  | 2284590082        |  |                          |
| (B)           | Public                            | 523215                 | 2124268995                         |  |  | 2124268995                           | 48.1818  | 2124268995  | 2124268995        | 47.8397        |   | 0   | .0000                   |          | NA   | 2124023810        |  |                          |
| (C)           | Non Promoter- Non Public          |                        |                                    |  |  |                                      |  |   |                   |                |   |   |                         |          | NA   |                   |  |                          |
| (C1)          | Shares underlying DRs             | 1                      | 31526148                           |  |  | 31526148                             | NA   |   |                   |                |   |   |                         |          | NA   | 31526148          |  |                          |
| (C2)          | Shares held by Employee Trusts    |                        |                                    |  |  |                                      |  |   |                   |                |   |   |                         |          | NA   |                   |  |                          |
|               | <b>Total</b>                      | <b>523217</b>          | <b>4440385225</b>                  |  |  | <b>4440385225</b>                    | <b>100.0000</b>  | <b>4408859077</b>   | <b>4408859077</b> | <b>99.2900</b> |   | <b>0</b>  | <b>.0000</b>            | <b>0</b> | <b>0</b>   | <b>4440140040</b> |  |                          |

Prepared by MCS Share Transfer Agent Ltd.




Table(II) & (III)- Summary Statement holding of specified securities

| Name Of The Company : GAIL (INDIA) LTD. |  |            |                        |                                    |  |  |                     |  |  |                         |                |  |   |                        |                          |  |                          |   |
|---|--|------------|------------------------|------------------------------------|--|--|---------------------|--|--|-------------------------|----------------|--|---|------------------------|--------------------------|--|--------------------------|---|
| As On : 31-Mar-2021                     |  |            |                        |                                    |  |  |                     |  |  |                         |                |  |   |                        |                          |  |                          |   |
| Category Code                           | Category and name of Shareholders                  | PAN        | Number of shareholders | No. of fully paid up equity Shares | No. of Partly paid-up equity shares held | No. of shares underlying Depository Receipts | Total no. of Shares | Shareholding as a % of total no. of shares (calculated as per SCRR, 1957) As a % of (A+B+C2) | Number of Voting Rights held in each class of securities (X) |                         |                | No. of Shares Underlying Outstanding convertible securities (including Warrants) | Shareholding as a % assuming full conversion of convertible securities (as a percentage of diluted share capital) | No of Locked in shares |                          | Number of Shares pledged or otherwise encumbered |                          | No. of Shares held in Dematerialised form |
|   |  |            |                        |                                    |  |  |                     |  | No of voting Rights  | Total as a % of (A+B+C) |                |  |   | No (a)                 | As a % of Total shr held | No (a)   | As a % of Total shr held |   |
| (I)                                     | (II)   | (III)      | (IV)                   | (V)                                | (VI)                                     | (VII)=IV+V+VI                                | (VIII)              | (IX)   | Class eg: X  | Class eg: Y             | Total          | (XI)   | (XII)   | (XIII)                 | (XIV)                    | (XV)   |                          |   |
| <b>A</b>                                | <b>Shareholding of Promoter and Promoter Group</b> |            |                        |                                    |  |  |                     |  |  |                         |                |  |   |                        |                          |  |                          |   |
| <b>I</b>                                | <b>Indian</b>                                      |            |                        |                                    |  |  |                     |  |  |                         |                |  |   |                        |                          |  |                          |   |
| <b>a</b>                                | Individuals/ Hindu Undivided Family                |            | 0                      | 0                                  |  |  | 0                   | .0000  | 0  |                         | 0              | .0000  |   | 0                      | .0000                    | 0  |                          |   |
| <b>b</b>                                | Central Government/ State Government(s)            |            | 1                      | 2284590082                         |  |  | 2284590082          | 51.8183  | 2284590082   | 2284590082              | 51.4504        |  |   | 0                      | .0000                    | 0  | .0000                    | 2284590082                                |
|   | **PRESIDENT OF INDIA                               | EXEMPTCATG |                        | 2284590082                         |  |  | 2284590082          | 51.8182  | 2284590082   | 2284590082              | 51.4503        |  |   | 0                      | .0000                    | 0  | .0000                    | 2284590082                                |
| <b>c</b>                                | Bodies Corporate                                   |            | 0                      | 0                                  |  |  | 0                   | .0000  | 0  |                         | 0              | .0000  |   | 0                      | .0000                    | 0  | .0000                    | 0   |
| <b>d</b>                                | Financial Institutions/ Banks                      |            | 0                      | 0                                  |  |  | 0                   | .0000  | 0  |                         | 0              | .0000  |   | 0                      | .0000                    | 0  | .0000                    | 0   |
| <b>e</b>                                | Any Other (Specify)                                |            | 0                      | 0                                  |  |  | 0                   | .0000  | 0  |                         | 0              | .0000  |   | 0                      | .0000                    | 0  | .0000                    | 0   |
|   | <b>Sub Total (A)(I) :</b>                          |            | <b>1</b>               | <b>2284590082</b>                  |  |  | <b>2284590082</b>   | <b>51.8183</b>   | <b>2284590082</b>  | <b>2284590082</b>       | <b>51.4504</b> |  |   | <b>0</b>               | <b>.0000</b>             | <b>0</b>   | <b>.0000</b>             | <b>2284590082</b>                         |



Table(II) & (III)- Summary Statement holding of specified securities

| Name Of The Company : GAIL (INDIA) LTD. |  |     |                        |                                    |  |  |                     |  |  |           |            |  |   |                        |                          |  |                          |   |            |
|---|--|-----|------------------------|------------------------------------|--|--|---------------------|--|--|-----------|------------|--|---|------------------------|--------------------------|--|--------------------------|---|------------|
| As On : 31-Mar-2021                     |  |     |                        |                                    |  |  |                     |  |  |           |            |  |   |                        |                          |  |                          |   |            |
| Category Code                           | Category and name of Shareholders                        | PAN | Number of shareholders | No. of fully paid up equity Shares | No. of Partly paid-up equity shares held | No. of shares underlying Depository Receipts | Total no. of Shares | Shareholding as % of total no. of shares (calculated as per SCRR, 1957) As a % of (A+B+C2) | Number of Voting Rights held in each class of securities (X) |           |            | No. of Shares Underlying Outstanding convertible securities (including Warrants) | Shareholding as a % assuming full conversion of convertible securities (as a percentage of diluted share capital) | No of Locked in shares |                          | Number of Shares pledged or otherwise encumbered |                          | No. of Shares held in Dematerialised form |            |
|   |  |     |                        |                                    |  |  |                     |  | Class eg: X  | Class eg: | Total      |  |   | No (n)                 | As a % of Total shr held | No (a)   | As a % of Total shr held |   | (XV)       |
| (VIII)                                  | (IX)   | (X) | (XI)                   | (XII)                              | (XIII)                                   | (XIV)  | (XV)                |  |  |           |            |  |   |                        |                          |  |                          |   |            |
| A                                       | Shareholding of Promoter and Promoter Group              |     |                        |                                    |  |  |                     |  |  |           |            |  |   |                        |                          |  |                          |   |            |
| 2                                       | Foreign  |     |                        |                                    |  |  |                     |  |  |           |            |  |   |                        |                          |  |                          |   |            |
| a                                       | Individuals (Non Resident Indians / Foreign Individuals) |     | 0                      | 0                                  |  |  | 0                   | .0000  | 0  |           | 0          | .0000  |   |                        | 0                        | .0000  | 0                        | .0000                                     | 0          |
| b                                       | Bodies Corporate   |     | 0                      | 0                                  |  |  | 0                   | .0000  | 0  |           | 0          | .0000  |   |                        | 0                        | .0000  | 0                        | .0000                                     | 0          |
| c                                       | Institutions   |     | 0                      | 0                                  |  |  | 0                   | .0000  | 0  |           | 0          | .0000  |   |                        | 0                        | .0000  | 0                        | .0000                                     | 0          |
| d                                       | Qualified Foreign Investor                               |     | 0                      | 0                                  |  |  | 0                   | .0000  | 0  |           | 0          | .0000  |   |                        | 0                        | .0000  | 0                        | .0000                                     | 0          |
| c                                       | Any Other ( Specify )                                    |     | 0                      | 0                                  |  |  | 0                   | .0000  | 0  |           | 0          | .0000  |   |                        | 0                        | .0000  | 0                        | .0000                                     | 0          |
|   | <b>Sub Total (A)(2) :</b>                                |     | 0                      | 0                                  |  |  | 0                   | .0000  | 0  |           | 0          | .0000  |   |                        | 0                        | .0000  | 0                        | .0000                                     | 0          |
|   | <b>Total Shareholding of Promoter and Promo</b>          |     | 1                      | 2284590082                         |  |  | 2284590082          | 51.8183  | 2284590082   |           | 2284590082 | 51.4504  |   |                        | 0                        | .00  | 0                        | .0000                                     | 2284590082 |



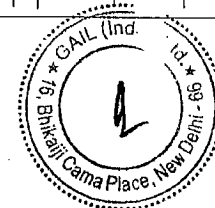
Table(II) & (III)- Summary Statement holding of specified securities

| Name Of The Company : GAIL (INDIA) LTD. |   |            |                        |                                    |  |  |                     |  |  |                         |         |  |   |                        |                            |  |                            |   |      |
|---|---|------------|------------------------|------------------------------------|--|--|---------------------|--|--|-------------------------|---------|--|---|------------------------|----------------------------|--|----------------------------|---|------|
| As On : 31-Mar-2021                     |   |            |                        |                                    |  |  |                     |  |  |                         |         |  |   |                        |                            |  |                            |   |      |
| Category Code                           | Category and name of Shareholders               | PAN        | Number of shareholders | No. of fully paid up equity Shares | No. of Partly paid-up equity shares held | No. of shares underlying Depository Receipts | Total no. of Shares | Shareholding as % of total no. of shares (calculated as per SCRR, 1957) As a % of (A+B+C2) | Number of Voting Rights held in each class of securities (X) |                         |         | No. of Shares Underlying convertible securities (including Warrants) | Shareholding as a % assuming full conversion of convertible securities (as a percentage of diluted share capital) | No of Locked in shares |                            | Number of Shares pledged or otherwise encumbered |                            | No. of Shares held in Dematerialised form |      |
|   |   |            |                        |                                    |  |  |                     |  | No of voting Rights  | Total as a % of (A+B+C) | (XII)   |  |   | No (a)                 | As a % of Total share held | No (a)   | As a % of Total share held |   | (XV) |
| <b>B</b>                                | <b>Public Shareholding</b>                      |            |                        |                                    |  |  |                     |  |  |                         |         |  |   |                        |                            |  |                            |   |      |
| <b>I</b>                                | <b>Institutions</b>                             |            |                        |                                    |  |  |                     |  |  |                         |         |  |   |                        |                            |  |                            |   |      |
| a                                       | Mutual Funds/UTI                                |            | 33                     | 375613764                          |  |  | 375613764           | 8.5195   | 375613764  | 375613764               | 8.4590  |  |   | 0                      | .0000                      |  | .0000                      | 375613410                                 |      |
|   | ICICI PRUDENTIAL EQUITY SAVINGS FUND            | AAAA10038F |                        | 125359038                          |  |  | 125359038           | 2.8433   | 125359038  | 125359038               | 2.8232  |  |   | 0                      | .0000                      | 0  | .0000                      | 125359038                                 |      |
|   | HDFC TRUSTEE COMPANY LTD. A/C HDFC NIFTY 50 ETF | AAATH1809A |                        | 105497474                          |  |  | 105497474           | 2.3929   | 105497474  | 105497474               | 2.3759  |  |   | 0                      | .0000                      | 0  | .0000                      | 105497474                                 |      |
|   | TEMPLETON INDIA EQUITY INCOME FUND              | AAAT14931H |                        | 51993598                           |  |  | 51993598            | 1.1793   | 51993598   | 51993598                | 1.1709  |  |   | 0                      | .0000                      | 0  | .0000                      | 51993598                                  |      |
| b                                       | Venture Capital Funds                           |            | 0                      | 0                                  |  |  | 0                   | .0000  | 0  | 0                       | .0000   |  |   | 0                      | .0000                      |  | .0000                      | 0   |      |
| c                                       | Alternate Investment Funds                      |            | 6                      | 11947733                           |  |  | 11947733            | .2710  | 11947733   | 11947733                | .2691   |  |   | 0                      | .0000                      |  | .0000                      | 11947733                                  |      |
| d                                       | Foreign Venture Capital Investors               |            | 0                      | 0                                  |  |  | 0                   | .0000  | 0  | 0                       | .0000   |  |   | 0                      | .0000                      |  | .0000                      | 0   |      |
| e                                       | Foreign Portfolio Investors                     |            | 602                    | 689114785                          |  |  | 689114785           | 15.6302  | 689114785  | 689114785               | 15.5193 |  |   | 0                      | .0000                      |  | .0000                      | 689112653                                 |      |



**Table(II) & (III)- Summary Statement holding of specified securities**

| Name Of The Company : <b>GAIL (INDIA) LTD.</b> |   |              |                                |   |  |   |                               |  |  |           |                   |  |  |                                  |                          |   |                          |   |
|--|---|--------------|--------------------------------|---|--|---|-------------------------------|--|--|-----------|-------------------|--|--|----------------------------------|--------------------------|---|--------------------------|---|
| As On : <b>31-Mar-2021</b>                     |   |              |                                |   |  |   |                               |  |  |           |                   |  |  |                                  |                          |   |                          |   |
| (I)  | Category and name of Shareholders<br>(II)     | PAN<br>(III) | Number of shareholders<br>(IV) | No. of fully paid up equity Shares<br>(V) | No. of Partly paid-up equity shares held<br>(VI) | No. of shares underlying Depository Receipts<br>(VII)=IV+V+VI | Total no. of Shares<br>(VIII) | Shareholding as % of total no. of shares (calculated as per SCRR, 1957) As a % of (A+B+C2)<br>(IX) | Number of Voting Rights held in each class of securities (X) |           |                   | No. of Shares Underlying Outstanding convertible securities (including Warrants)<br>(XI) | Shareholding as a % assuming full conversion of convertible securities (as a percentage of diluted share capital)<br>(XII) | No of Locked in shares<br>(XIII) |                          | Number of Shares pledged or otherwise encumbered<br>(XIV) |                          | No. of Shares held in Dematerialised form<br>(XV) |
|  |   |              |                                |   |  |   |                               |  | Class eg: X  | Class eg: | Total             |  |  | No (a)                           | As a % of Total shr held | No (a)  | As a % of Total shr held |   |
| <b>B</b>                                       | <b>Public Shareholding</b>                    |              |                                |   |  |   |                               |  |  |           |                   |  |  |                                  |                          |   |                          |   |
| <b>1</b>                                       | <b>Institutions</b>                           |              |                                |   |  |   |                               |  |  |           |                   |  |  |                                  |                          |   |                          |   |
| <b>f</b>                                       | Financial Institutions/ Banks                 |              | 8                              | 7207885                                   |  |   | 7207885                       | .1635  | 7207885  |           | 7207885           | .1623  |  | 0                                | .0000                    |   | .0000                    | 7207353   |
| <b>g</b>                                       | Insurance Companies                           |              | 28                             | 456924029                                 |  |   | 456924029                     | 10.3638  | 456924029  |           | 456924029         | 10.2902  |  | 0                                | .0000                    |   | .0000                    | 456924029   |
|  | LIC OF INDIA CHILD FORTUNE PLUS BALANCED FUND | AAACL0582H   |                                | 393827763                                 |  |   | 393827763                     | 8.9326   | 393827763  |           | 393827763         | 8.8692   |  | 0                                | .0000                    | 0   | .0000                    | 393827763   |
| <b>h</b>                                       | Provident Funds/ Pension Funds                |              | 0                              | 0   |  |   | 0                             | .0000  | 0  |           | 0                 | .0000  |  | 0                                | .0000                    |   | .0000                    | 0   |
| <b>i</b>                                       | Any Other (specify)                           |              | 0                              | 0   |  |   | 0                             | .0000  | 0  |           | 0                 | .0000  |  | 0                                | .0000                    |   | .0000                    | 0   |
|  | <b>Sub Total (B)(1) :</b>                     |              | <b>677</b>                     | <b>1540808196</b>                         |  |   | <b>1540808196</b>             | <b>34.9480</b>   | <b>1540808196</b>  |           | <b>1540808196</b> | <b>34.6999</b>   |  |                                  |                          |   |                          | <b>1540805178</b>                                 |



Table(II) & (III)- Summary Statement holding of specified securities

Name Of The Company : GAIL (INDIA) LTD.

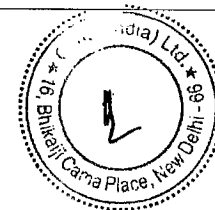
| As On : 31-Mar-2021 |   |            |                        |                                    |  |  |                     |  |  |                  |               |  |   |                         |        |  |        |   |                          |
|---------------------|---|------------|------------------------|------------------------------------|--|--|---------------------|--|--|------------------|---------------|--|---|-------------------------|--------|--|--------|---|--------------------------|
| Category Code       | Category and name of Shareholders       | PAN        | Number of shareholders | No. of fully paid up equity Shares | No. of Partly paid-up equity shares held | No. of shares underlying Depository Receipts | Total no. of Shares | Shareholding as % of total no. of shares (calculated as per SCRR, 1957) As a % of (A+B+C2) | Number of Voting Rights held in each class of securities (X) |                  |               | No. of Shares Underlying Outstanding convertible securities (including Warrants) | Shareholding as a % assuming full conversion of convertible securities (as a percentage of diluted share capital) | No of Locked in shares  |        | Number of Shares pledged or otherwise encumbered |        | No. of Shares held in Dematerialised form |                          |
|                     |   |            |                        |                                    |  |  |                     |  | No of voting Rights  |                  |               |  |   | Total as a % of (A+B+C) | No (a) | As a % of Total shr held                         | No (a) |   | As a % of Total shr held |
|                     |   |            |                        |                                    |  |  |                     |  | Class eg: X  | Class eg:        | Total         |  |   |                         |        |  |        |   |                          |
| B                   | Public Shareholding                     |            |                        |                                    |  |  |                     |  |  |                  |               |  |   |                         |        |  |        |   |                          |
| 2                   | Central Govt/State Govt(s)/ POI         |            |                        |                                    |  |  |                     |  |  |                  |               |  |   |                         |        |  |        |   |                          |
| a                   | GOVT.                                   |            | 6                      | 373436508                          |  |  | 373436508           | 8.4701   | 373436508  | 373436508        | 8.4100        |  | 0   | .0000                   |        | .0000  |        | 373436508                                 |                          |
|                     | INDIAN OIL CORPORATION LIMITED          | AAACI1681G |                        | 108905460                          |  |  | 108905460           | 2.4702   | 108905460  | 108905460        | 2.4526        |  | 0   | .0000                   | 0      | .0000  | 0      | 108905460                                 |                          |
|                     | OIL AND NATURAL GAS CORPORATION LIMITED | AAACO1598A |                        | 217810924                          |  |  | 217810924           | 4.9403   | 217810924  | 217810924        | 4.9052        |  | 0   | .0000                   | 0      | .0000  | 0      | 217810924                                 |                          |
|                     | <b>Sub Total (B)(2) :</b>               |            | <b>6</b>               | <b>373436508</b>                   |  |  | <b>373436508</b>    | <b>8.4701</b>  | <b>373436508</b>   | <b>373436508</b> | <b>8.4100</b> |  |   |                         |        |  |        | <b>373436508</b>                          |                          |





Table(II) & (III)- Summary Statement holding of specified securities

| Name Of The Company : GAIL (INDIA) LTD. |   |     |                        |                                    |  |  |                     |  |                             |                         |        |  |   |                        |                          |  |                          |   |      |
|---|---|-----|------------------------|------------------------------------|--|--|---------------------|--|-----------------------------|-------------------------|--------|--|---|------------------------|--------------------------|--|--------------------------|---|------|
| As On : 31-Mar-2021                     |   |     |                        |                                    |  |  |                     |  |                             |                         |        |  |   |                        |                          |  |                          |   |      |
| Category Code                           | Category and name of Shareholders   | PAN | Number of shareholders | No. of fully paid up equity Shares | No. of Partly paid-up equity shares held | No. of shares underlying Depository Receipts | Total no. of Shares | Shareholding as % of total no. of shares (calculated as per SCRR, 1957) As a % of (A+B+C2) | Number of Voting Rights (X) |                         |        | No. of Shares Underlying convertible securities (including Warrants) | Shareholding as a % assuming full conversion of convertible securities (as a percentage of diluted share capital) | No of Locked in shares |                          | Number of Shares pledged or otherwise encumbered |                          | No. of Shares held in Dematerialised form |      |
|   |   |     |                        |                                    |  |  |                     |  | No of voting Rights         | Total as a % of (A+B+C) | (IX)   |  |   | No (a)                 | As a % of Total shr held | No (a)   | As a % of Total shr held |   | (XV) |
| <b>B</b>                                | <b>Public Shareholding</b>  |     |                        |                                    |  |  |                     |  |                             |                         |        |  |   |                        |                          |  |                          |   |      |
| <b>3</b>                                | <b>Non-Insstitutions</b>  |     |                        |                                    |  |  |                     |  |                             |                         |        |  |   |                        |                          |  |                          |   |      |
| a                                       | Individuals   |     |                        |                                    |  |  |                     |  |                             |                         |        |  |   |                        |                          |  |                          |   |      |
| i                                       | Individual shareholders holding nominal share capital up to Rs. 2 lakhs.        |     | 512615                 | 127884641                          |  |  | 127884641           | 2.9006   | 127884641                   | 127884641               | 2.8800 |  | 0   | .0000                  |                          | .0000  | 127662516                |   |      |
| ii                                      | Individual shareholders holding nominal share capital in excess of Rs. 2 lakhs. |     | 293                    | 18862350                           |  |  | 18862350            | .4278  | 18862350                    | 18862350                | .4248  |  | 0   | .0000                  |                          | .0000  | 18862350                 |   |      |
| b                                       | NBFCs registered with RBI   |     | 9                      | 133334                             |  |  | 133334              | .0030  | 133334                      | 133334                  | .0030  |  | 0   | .0000                  |                          | .0000  | 133334                   |   |      |
| c                                       | Employee Trust  |     | 0                      | 0                                  |  |  | 0                   | .0000  | 0                           | 0                       | .0000  |  | 0   | .0000                  |                          | .0000  | 0                        |   |      |
| d                                       | Overseas Depositories (holding DRs) (balancing figure)                          |     | 0                      | 0                                  |  |  | 0                   | .0000  | 0                           | 0                       | .0000  |  | 0   | .0000                  |                          | .0000  | 0                        |   |      |
| e                                       | Any Other (specify)   |     | 0                      | 0                                  |  |  | 0                   | .0000  | 0                           | 0                       | .0000  |  | 0   | .0000                  |                          | .0000  | 0                        |   |      |



Table(II) & (III)- Summary Statement holding of specified securities

| Name Of The Company : GAIL (INDIA) LTD.                  |                                   |     |                        |                                    |  |  |                     |  |  |             |             |  |   |                        |        |  |        |   |                          |
|--|-----------------------------------|-----|------------------------|------------------------------------|--|--|---------------------|--|--|-------------|-------------|--|---|------------------------|--------|--|--------|---|--------------------------|
| As On : 31-Mar-2021                                      |                                   |     |                        |                                    |  |  |                     |  |  |             |             |  |   |                        |        |  |        |   |                          |
| Category Code  | Category and name of Shareholders | PAN | Number of shareholders | No. of fully paid up equity Shares | No. of Partly paid-up equity shares held | No. of shares underlying Depository Receipts | Total no. of Shares | Shareholding as % of total no. of shares (calculated as per SCRR, 1957) As a % of (A+B+C2) | Number of Voting Rights held in each class of securities (X) |             |             | No. of Shares Underlying Outstanding convertible securities (including Warrants) | Shareholding as a % assuming full conversion of convertible securities (as a percentage of diluted share capital) | No of Locked in shares |        | Number of Shares pledged or otherwise encumbered |        | No. of Shares held in Dematerialised form |                          |
|  |                                   |     |                        |                                    |  |  |                     |  | No of voting Rights  | Class eg: X | Class eg: I |  |   | Total as a % of A+B+C  | No (a) | As a % of Total shr held                         | No (a) |   | As a % of Total shr held |
| B  | Public Shareholding               |     |                        |                                    |  |  |                     |  |  |             |             |  |   |                        |        |  |        |   |                          |
| 3  | Non-Institutions                  |     |                        |                                    |  |  |                     |  |  |             |             |  |   |                        |        |  |        |   |                          |
| i  | Any Other (specify)               |     |                        |                                    |  |  |                     |  |  |             |             |  |   |                        |        |  |        |   |                          |
| i  | Other Bodies Corporate            |     | 1554                   | 56130418                           |  |  | 56130418            | 1.2731   | 56130418   | 56130418    | 1.2641      |  |   | 0                      | .0000  |  | .0000  | 56129798                                  |                          |
| ii)a   | NRI WITH REPAT                    |     | 5160                   | 4448238                            |  |  | 4448238             | .1009  | 4448238  | 4448238     | .1002       |  |   | 0                      | .0000  |  | .0000  | 4428816                                   |                          |
| ii)b   | NRI WITHOUT REPAT                 |     | 2866                   | 2330875                            |  |  | 2330875             | .0529  | 2330875  | 2330875     | .0525       |  |   | 0                      | .0000  |  | .0000  | 2330875                                   |                          |
| iii  | Trust                             |     | 35                     | 234435                             |  |  | 234435              | .0053  | 234435   | 234435      | .0053       |  |   | 0                      | .0000  |  | .0000  | 234435                                    |                          |
| iv   | Cooperative Societies             |     | 0                      | 0                                  |  |  | 0                   | .0000  | 0  | 0           | .0000       |  |   | 0                      | .0000  |  | .0000  | 0   |                          |
| v  | Educational Institutions          |     | 0                      | 0                                  |  |  | 0                   | .0000  | 0  | 0           | .0000       |  |   | 0                      | .0000  |  | .0000  | 0   |                          |
| vi   | OCB                               |     | 0                      | 0                                  |  |  | 0                   | .0000  | 0  | 0           | .0000       |  |   | 0                      | .0000  |  | .0000  | 0   |                          |
| vii  | Foreign Companies                 |     | 0                      | 0                                  |  |  | 0                   | .0000  | 0  | 0           | .0000       |  |   | 0                      | .0000  |  | .0000  | 0   |                          |
| Sub Total (B)(3) :                                       |                                   |     | 522532                 | 210024291                          |  |  | 210024291           | 4.7636   | 210024291  | 210024291   | 4.7299      |  |   | 0                      | .00    |  |        | 209782124                                 |                          |
| Total Public Shareholding (B) = (B)(1) + (B)(2)+(B)(3) : |                                   |     |                        |                                    |  |  |                     |  |  |             |             |  |   |                        |        |  |        |   |                          |



**Table(II) & (III)- Summary Statement holding of specified securities**

| Name Of The Company : <b>GAIL (INDIA) LTD.</b> |   |              |                                |   |  |   |                               |  |  |             |         |  |  |                                  |                          |   |                          |   |
|--|---|--------------|--------------------------------|---|--|---|-------------------------------|--|--|-------------|---------|--|--|----------------------------------|--------------------------|---|--------------------------|---|
| As On : <b>31-Mar-2021</b>                     |   |              |                                |   |  |   |                               |  |  |             |         |  |  |                                  |                          |   |                          |   |
| Category Code<br>(I)                           | Category and name of Shareholders<br>(II) | PAN<br>(III) | Number of shareholders<br>(IV) | No. of fully paid up equity Shares<br>(V) | No. of Partly paid-up equity shares held<br>(VI) | No. of shares underlying Depository Receipts<br>(VII)=IV+V+VI | Total no. of Shares<br>(VIII) | Shareholding as a % of total no. of shares (calculated as per SCRR, 1957) As a % of (A+B+C2)<br>(IX) | Number of Voting Rights held in each class of securities (X) |             |         | No. of Shares Underlying Outstanding convertible securities (including Warrants)<br>(XI) | Shareholding as a % assuming full conversion of convertible securities (as a percentage of diluted share capital)<br>(XII) | No of Locked in shares<br>(XIII) |                          | Number of Shares pledged or otherwise encumbered<br>(XIV) |                          | No. of Shares held in Dematerialised form<br>(XV) |
|  |   |              |                                |   |  |   |                               |  | Class eg: X  | Class eg: Y | Total   |  |  | No (a)                           | As a % of Total shr held | No (a)  | As a % of Total shr held |   |
| <b>B</b>                                       | <b>Public Shareholding</b>                |              | 523215                         | 2124268995                                |  |   | 2124268995                    | 48.1817  | 2124268995   | 2124268995  | 47.8398 |  |  | 0                                | .0000                    | 0   | .0000                    | 2124023810  |
| <b>Total (A) + (B) :</b>                       |   |              | 523216                         | 4408859077                                |  |   | 4408859077                    | 100.0000   | 4408859077   | 4408859077  | 99.2902 |  |  | 0                                | .0000                    | 0   | .0000                    | 4408613892  |



Table (IV)- Summary Statement holding of specified securities

|   |  |
|---|--|
| Name Of The Company : GAIL (INDIA) LTD. |  |
| As On : 31-Mar-2021                     |  |

| Category Code  | Category of Shareholders             | PAN        | Number of shareholders | No. of fully paid up equity Shares | No. of Partly paid-up equity shares held | No. of shares underlying Depository Receipts | Total no. of Shares | Shareholding as a % of total no. of shares (calculated as per SCRR, 1957) As a % of (A+B+C2) | Number of Voting Rights held in each class of securities (X) |             |                         | No. of Shares Underlying Outstanding convertible securities (including Warrants) | Shareholding, as a % assuming full conversion of convertible securities (as a percentage of diluted share capital) | No of Locked in shares |                          | Number of Shares pledged or otherwise encumbered |                          | No. of Shares held in Dematerialised form |            |
|--|--------------------------------------|------------|------------------------|------------------------------------|--|--|---------------------|--|--|-------------|-------------------------|--|--|------------------------|--------------------------|--|--------------------------|---|------------|
|  |                                      |            |                        |                                    |  |  |                     |  | No of voting Rights  | Class eg: X | Total as a % of (A+B+C) |  |  | No (a)                 | As a % of Total shr held | No (a)   | As a % of Total shr held |   |            |
|  |                                      |            |                        |                                    |  |  |                     |  |  |             |                         |  |  |                        |                          |  |                          |   | Y          |
| Non-Promoter Non-Public  |                                      |            |                        |                                    |  |  |                     |  |  |             |                         |  |  |                        |                          |  |                          |   |            |
| 1  | Custodian/DR Holder                  |            | 1                      | 31526148                           |  | 31526148                                     | 31526148            | .7151  |  |             |                         |  |  |                        |                          |  |                          |   | 31526148   |
|  | DEUTSCHE BANK TRUST COMPANY AMERICAS | AACCD4898E |                        | 31526148                           |  | 31526148                                     | 31526148            | .7151  |  |             |                         |  |  |                        |                          |  |                          |   | 31526148   |
| Non-Promoter Non-Public  |                                      |            |                        |                                    |  |  |                     |  |  |             |                         |  |  |                        |                          |  |                          |   |            |
| 2  | Employee Benefit Trust               |            | 0                      | 0                                  | 0  | 0  | 0                   |  |  |             |                         |  |  |                        |                          |  |                          |   | 0          |
| Total Non-Promoter- Non Public Shareholding (C)=(C)(1)+(C)(2): |                                      |            | 1                      | 31526148                           |  | 31526148                                     | 31526148            | .7151  |  |             |                         |  |  |                        |                          |  |                          |   | 31526148   |
| GRAND TOTAL (A) + (B) + (C)                                    |                                      |            | 523217                 | 4440385225                         |  | 4440385225                                   | 4440385225          | 100.0000   |  |             |                         |  | 0  | .0000                  | 0                        | .0000  |                          |   | 4440140040 |

\*( Out of Total Shareholding of Government of India , 2122 shares related to Offer for Sale- 2004 and Bonus shares thereon are Pending for Credit due to non-availability of shareholders correct details )

Prepared By MCS Share Transfer Agent Ltd.

